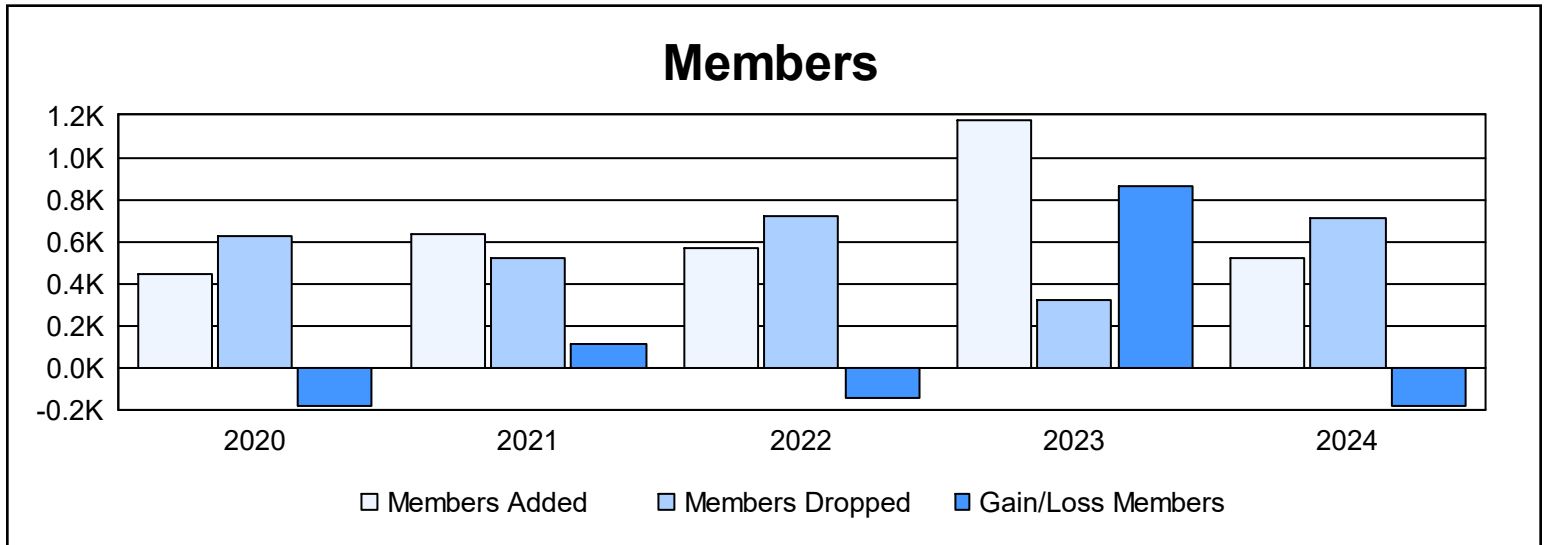
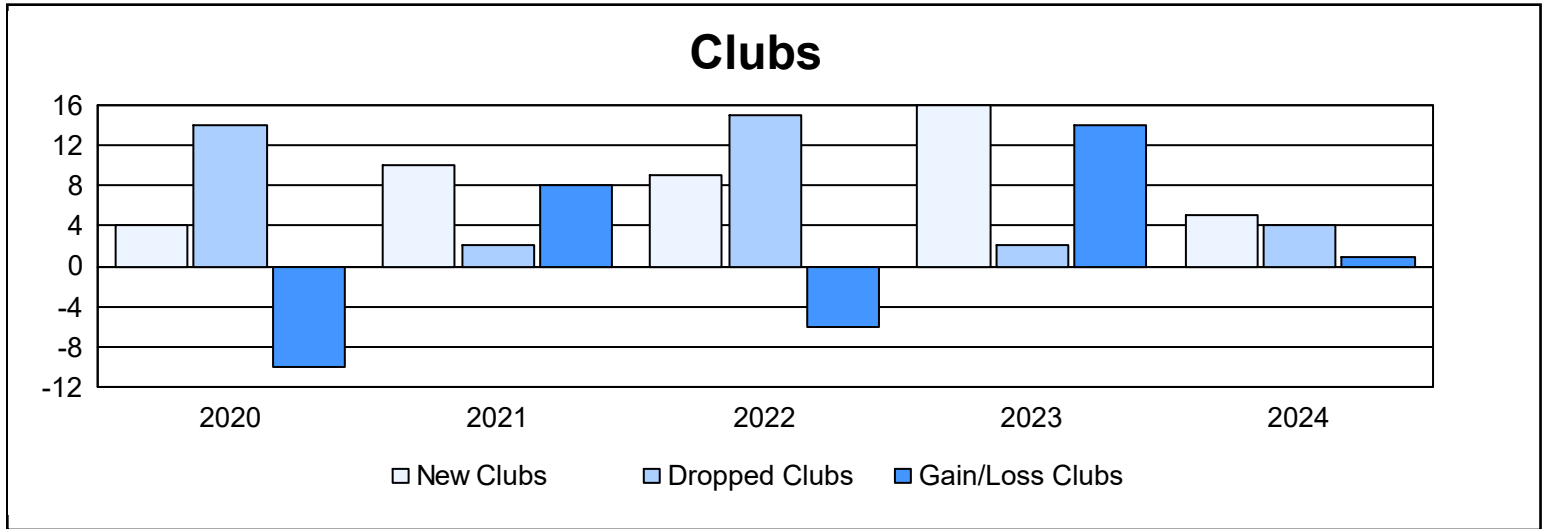
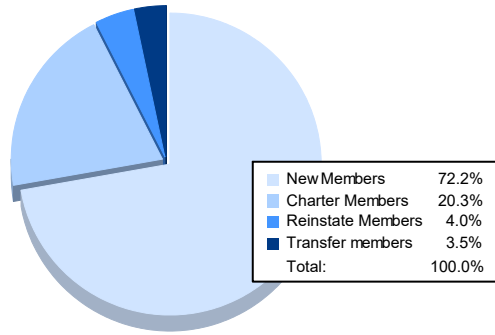


| Year | New Clubs | Dropped Clubs | Gain/ Loss Clubs | New Members | Charter Members | Reinstate Members | Transfer Members | Total Member Added | Total Members Dropped | Gain/ Loss Members |
|----------------|-----------|---------------|------------------|-------------|-----------------|-------------------|------------------|--------------------|-----------------------|--------------------|
| 2019-2020 | 4 | 14 | -10 | 293 | 104 | 40 | 3 | 440 | 624 | -184 |
| 2020-2021 | 10 | 2 | 8 | 279 | 309 | 33 | 9 | 630 | 521 | 109 |
| 2021-2022 | 9 | 15 | -6 | 323 | 232 | 12 | 4 | 571 | 720 | -149 |
| 2022-2023 | 16 | 2 | 14 | 710 | 411 | 36 | 22 | 1,179 | 321 | 858 |
| 2023-2024 | 5 | 4 | 1 | 376 | 106 | 21 | 18 | 521 | 708 | -187 |
| Average | 9 | 7 | 1 | 396 | 232 | 28 | 11 | 668 | 579 | 89 |



Membership Composition June 2024 Cumulative



Gender Composition June 2024 Cumulative

